

Fabric Care and Maintenance

Fabrics don't look after themselves!

If you want your upholstery fabrics to continue to look good and wear well, they need looking after. Otherwise they can look old before their time and even "wear through" due to the inadequate removal of dirt, dust and grit which can penetrate the fabric structure.

Here are a few simple tips:

1. **Vacuum regularly** - to remove dirt and grit
2. **Get to stains quickly** - use a damp cloth while they're still fresh
3. **Deep clean** - on an annual basis using professional cleaning services

Vacuum Regularly

The most important thing is to include vacuuming as part of a regular cleaning programme. Use the appropriate attachment on your vacuum cleaner - just like you'd do for your car upholstery - and make sure you get into all those nooks and crannies where dust and dirt can accumulate. For the best results we recommend weekly vacuuming.

Deeper cleaning

Annual or bi-annual deep cleaning will preserve and enhance the appearance of your upholstery. We strongly advise that professional contract cleaning services be used.

Know your fabric composition

When you specify or buy a chair make sure you know the composition of the fabric that it's been upholstered in. This is because there are specific instructions for different compositions.

Wool and wool blend fabrics

- **Dry cleaning** - in addition to vacuuming, from time to time dry cleaning by specialist cleaning services may be required. Dry cleaning techniques involve the use of organic solvents and little or no water.

NEVER over wet wool or wool rich upholstery as this can cause shrinkage and permanent damage. Also, never apply bleach, ammonia, alkali or strong acids to wool upholstery.

Synthetic fabrics eg. polyester, polypropylene

Polyester and polypropylene are non absorbant fibre types which means that any dirt on staining will rest on the fabric surface and not penetrate the actual fibre.

- **Wipe clean**

For fresh stains it's important to act fast... Try to wipe them clean with a damp cloth before they've had a chance to dry in. Dried in stains will require specialist attention, such as professional cleaning using a branded upholstery shampoo.

- **Machine washing - Polyester**

If your seating has removable covers in polyester, these can be machine washed at 60°C using branded upholstery shampoo.

- **Dry cleaning - Polyester**






Polyester fabrics respond well to dry cleaning, while polypropylene may be adversely affected by the high temperatures involved.

- **Bleach clean - Perfortex**

Perfortex is a branded FR polypropylene developed by Camira Fabrics. One of its advantages is that it can be bleach cleaned, making it especially suitable for healthcare environments. Use a 10% bleach solution (1 part bleach to 10 parts water).

Fabric Care Symbols

Check on the back of fabric swatch cards to see the main care recommendations for upholstery fabrics. Some of the most frequently used symbols are as follows:

- | | |
|---|--|
|  Dry clean only |  Do not use unspecified chemicals |
|  Do not wash |  Do not tumble dry |
|  Washable to 60°C (for seats with removable covers) | |